

Tee-time
with Josh




The final part of Joshua's article on how to cure your golf slice.

text Joshua Willard

To conclude our two part series on the slice, we will

consider the second major swing type that can lead to this problem. Players with this swing are often referred to as Tilters, Tippers or Reverse Pivoters.



Picture 1




Picture 2

Concepts


The first error these players make is in taking an inverted set-up position (Picture 1). Compare this with the correct set-up position shown in Picture 4, of Rod Pamplung, recent winner of the Sprint International PGA Tour, and 5th placed finisher at this year's US Masters. Note that the angle created by the player's spine and his legs points in the opposite

direction. As I've mentioned in previous articles, having the correct set-up is fundamental to a consistent swing. If you don't start in the right position you will spend the rest of the swing trying to catch up.

The next error occurs on the back-swing, with the Tilter trying to get his left shoulder under his chin and transfer his weight excessively, all the time trying to keeping his head still (Picture 3). The problem with this is that the upper body goes forward while the legs go back, which is nature's way of counter-balancing. From this position, at impact, the body has nowhere to go except back (Picture 3). This results in an open club-face,



Picture 3




Picture 6




Picture 4



Picture 5



Picture 7



Picture 8

and the ball can now only go to the right.

Pamplung's body at the top of the back-swing, on the other hand, is in the same position that it was in at set-up (Picture 5). From here, he can only go forward and trap the ball, resulting in power and accuracy (Picture 6).

The Fix

Get yourself into the correct set-up position using the simple drill described in the June Islander. Now, start with the club forward, almost in a post-impact position (Picture 7). This will stop you from leaning backwards. From here, swing the club back to a _ or _ swing (Picture 8).

This may feel as though you haven't transferred any weight, but don't worry, it's just that in the past, you've tried to move too much. It may also feel weak. Again, this is simply because you're not moving around as much.

Now swing back and hit the ball. Try this simple drill on the range and see if it can fix your slice.